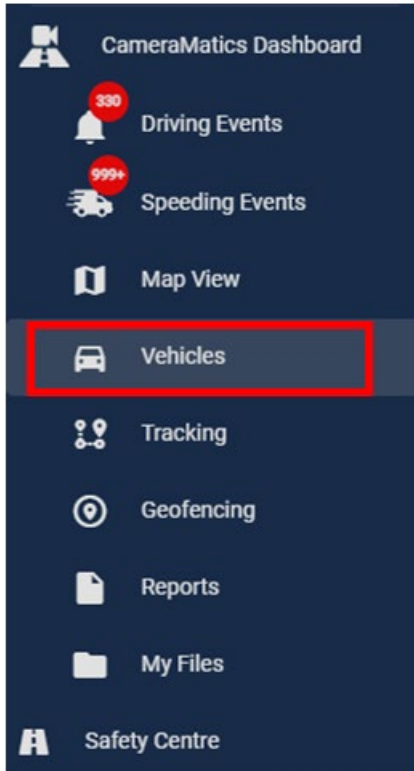


How to set up live alerts

1. Click on Vehicles:

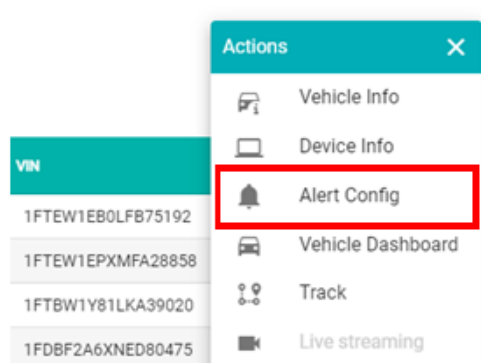


2. Click the three dots in the right column:

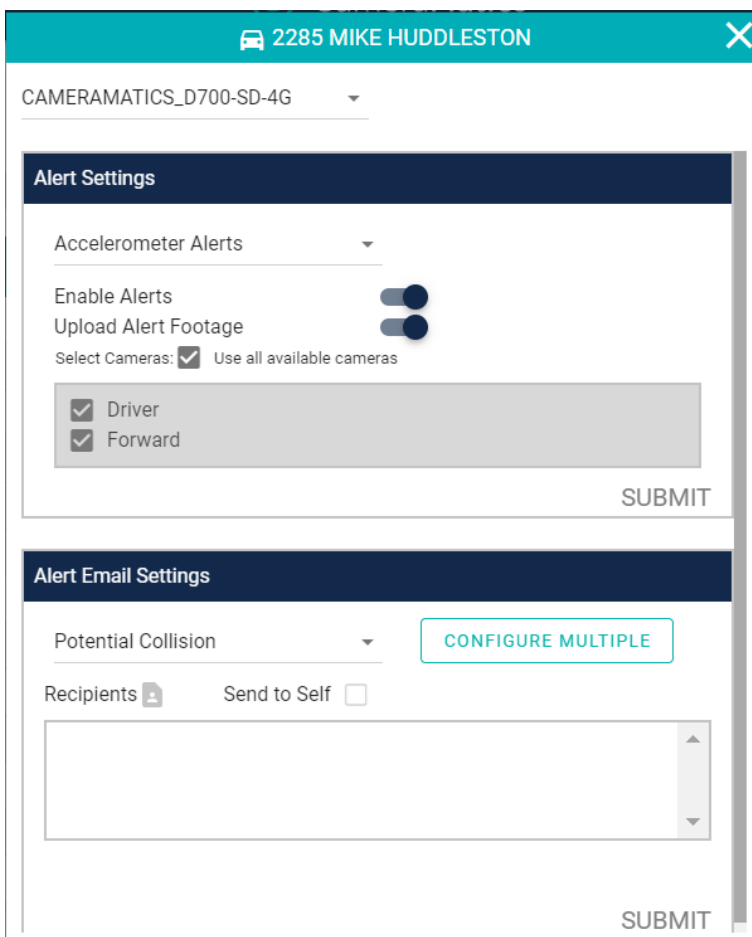
Idling Driving

	Type	Group	Make	Model	Fuel (L)	Displacement	Year	VIN	Notes	Actions
EGORY	Truck	Youngsville	Ford	F150			2020	1FTEW1E80LF875192		
MS	Truck	Youngsville	FORD	F150			2021	1FTEW1EPXMF28858		
IUE	Van	Youngsville	Ford	E250			2021	1FT8W1Y81LKA39020		
IS	Truck	Youngsville	FORD	F250			2022	1FDBF2A6XNED80475		

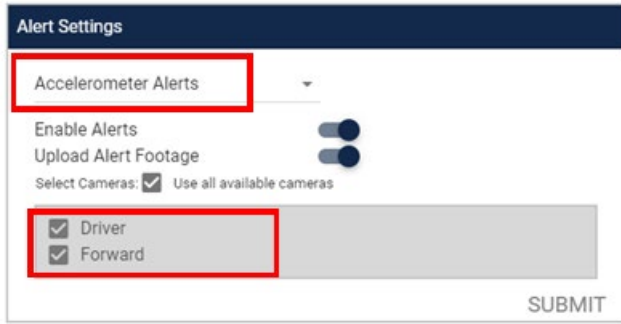
3. Click on Alert Config:



4. The Alert Settings will then open:

A screenshot of the 'Alert Settings' form for vehicle '2285 MIKE HUDDLESTON'. The form is divided into two main sections: 'Alert Settings' and 'Alert Email Settings'. In the 'Alert Settings' section, there is a dropdown for 'Accelerometer Alerts' set to 'CAMERAMATICS_D700-SD-4G'. Below this are two toggle switches: 'Enable Alerts' and 'Upload Alert Footage', both of which are turned on. There is also a checkbox for 'Select Cameras' which is checked, with the text 'Use all available cameras' next to it. Below this is a list of camera views: 'Driver' and 'Forward', both of which are checked. A 'SUBMIT' button is at the bottom right of this section. The 'Alert Email Settings' section has a dropdown for 'Potential Collision' and a 'CONFIGURE MULTIPLE' button. Below this are fields for 'Recipients' (with a plus icon) and 'Send to Self' (with an unchecked checkbox). A large text area for email content is at the bottom, and another 'SUBMIT' button is at the bottom right.

- Click the drop down Accelerometer alerts menu to configure alerts for G-force, AI alerts and panic button alerts. Select which camera lenses that you want video:



Alert Settings

Accelerometer Alerts

Enable Alerts ☒

Upload Alert Footage ☒

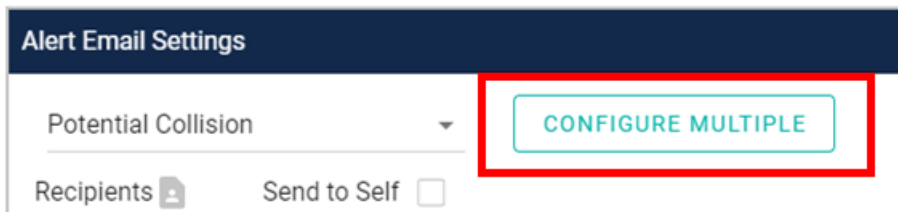
Select Cameras: ☒ Use all available cameras

☒ Driver

☒ Forward

SUBMIT


- Click configure multiple:



Alert Email Settings

Potential Collision

CONFIGURE MULTIPLE

Recipients  Send to Self ☐

7. Click to select the items you want included in the alerts

Configure Multiple Alert Email Lists

Dynamics

☒ Potential Collision

☒ Harsh Braking

☐ Harsh Steering

ADAS

☐ Pedestrian Collision

☐ Lane Departure

☐ Forward Collision

Driver Monitoring

☒ Phone

☐ Fatigue

☒ Distraction

☐ Smoking

Inputs

☒ Driver

8. Click on Recipients you want to receive the alerts, also click send to self if you want them and then click SUBMIT

☒ Harsh Braking

☐ Harsh Steering


☐ Lane Departure

☐ Forward Collision

☐ Fatigue

☒ Distraction

☐ Smoking

Recipients 

Send to Self ☐

SUBMIT